














→ **COMBISTORAGE UNDERBENCH FOR ACIDS / BASES - H 620 / H 720**

TYPE OF OPENING	CODE FOR ACIDS	CODE FOR BASES	EXTERNAL DIMENSIONS (WxDxH) mm	INTERNAL DIMENSIONS (WxDxH) mm	STORAGE CAPACITY*	WEIGHT Kg
400 - RIGHT 	CS604AD	CS604BD	395 x 520 x 620	330 x 430 x 530	18	51
	CS704AD	CS704BD	395 x 520 x 720	330 x 430 x 630	18	54
400 - LEFT 	CS604AS	CS604BG	395 x 520 x 620	330 x 430 x 530	18	51
	CS704AS	CS704BG	395 x 520 x 720	330 x 430 x 630	18	54
400 - DRAWER 	CS604AC	CS604BT	395 x 520 x 620	330 x 430 x 530	9	51
	CS704AC	CS704BT	395 x 520 x 720	330 x 430 x 630	9	54
500 - RIGHT 	CS605AD	CS605BD	495 x 520 x 620	430 x 430 x 530	24	53
	CS705AD	CS705BD	495 x 520 x 720	430 x 430 x 630	24	56
500 - LEFT 	CS605AS	CS605BG	495 x 520 x 620	430 x 430 x 530	24	53
	CS705AS	CS705BG	495 x 520 x 720	430 x 430 x 630	24	56
500 - DRAWER 	CS605AC	CS605BT	495 x 520 x 620	430 x 430 x 530	12	53
	CS705AC	CS705BT	495 x 520 x 720	430 x 430 x 630	12	56
600 - RIGHT 	CS606AD	CS606BD	595 x 520 x 620	530 x 430 x 530	30	55
	CS706AD	CS706BD	595 x 520 x 720	530 x 430 x 630	30	58
600 - LEFT 	CS606AS	CS606BG	595 x 520 x 620	530 x 430 x 530	30	55
	CS706AS	CS706BG	595 x 520 x 720	530 x 430 x 630	30	58
600 - DRAWER 	CS606AC	CS606BT	595 x 520 x 620	530 x 430 x 530	15	55
	CS706AC	CS706BT	595 x 520 x 720	530 x 430 x 630	15	58

\*Approximate capacity in bottles holding 1 litre  
Standard colour Grey RAL7035, add « Y » to the code for a yellow cabinet RAL1021. For stainless steel shelves, replace « V » with « X » in the item code.  
Base plate not compulsory, to be added if necessary.

→ COMBISTORAGE UNDERBENCH FOR ACIDS / BASES - H 620 / H 720

TYPE D'OUVERTURE	CODE ACIDS + BASES	EXTERNAL DIMENSIONS (WxDxH) mm	INTERNAL DIMENSIONS (WxDxH) mm	STORAGE CAPACITY*	WEIGHT Kg
890 - 2 DOORS 	CS609AB	890 x 520 x 620	425 + 425 x 430 x 530	14 + 14	99
	CS709AB	890 x 520 x 720	425 + 425 x 430 x 630	14 + 14	99
890 - DRAWER 	CS609ABC	890 x 520 x 620	425 + 425 x 430 x 530	14 + 14	99
	CS709ABC	890 x 520 x 720	425 + 425 x 430 x 630	14 + 14	99
1000 - 2 DOORS 	CS610AB	990 x 520 x 620	450 + 450 x 430 x 530	18 + 18	104
	CS710AB	990 x 520 x 720	450 + 450 x 430 x 630	18 + 18	110
1000 - DRAWER 	CS610ABC	990 x 520 x 620	450 + 450 x 430 x 530	9 + 9	104
	CS710ABC	990 x 520 x 720	450 + 450 x 430 x 630	9 + 9	110
1100 - 2 DOORS 	CS611AB	1090 x 520 x 620	490 + 490 x 430 x 530	24 + 24	104
	CS711AB	1090 x 520 x 720	490 + 490 x 430 x 630	24 + 24	114
1100 - DRAWER 	CS611ABC	1090 x 520 x 620	490 + 490 x 430 x 530	12 + 12	104
	CS711ABC	1090 x 520 x 720	490 + 490 x 430 x 630	12 + 12	114

\*Approximate capacity in bottles holding 1 litre  
Standard colour Grey RAL7035, add « Y » to the code for a yellow cabinet RAL1021. For stainless steel shelves, replace « V » with « X » in the item code.  
Base plate not compulsory, to be added if necessary.

→ BASE PLATES

CODE	DIMENSIONS (WxDxH) mm
CSFZ40	400 x 500 x 80
CSFZ50	500 x 500 x 80
CSFZ60	600 x 500 x 80
CSFZ80	800 x 500 x 80
CSFZ90	900 x 500 x 80
CSFZ100	1000 x 500 x 80
CSFZ110	1100 x 500 x 80
CSFZ120	1200 x 500 x 80
CSFZ140	1400 x 500 x 80
CSFZ150	1500 x 500 x 80
CSFZ160	1600 x 500 x 80
CSFZ170	1700 x 500 x 80
CSFZ180	1800 x 500 x 80



Retention shelves made of painted steel







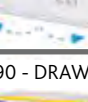


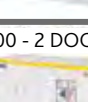

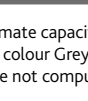


CS706AD



CSF605C + CS606AD + base plate CSFZ110

→ **COMBISTORAGE UNDERBENCH FOR INFLAMMABLES TYPE 90 - H 620 / H 720**

TYPE D'OUVERTURE	CODE FOR INFLAMMABLES TYPE 90	EXTERNAL DIMENSIONS (WxDxH) mm	INTERNAL DIMENSIONS (WxDxH) mm	STORAGE CAPACITY*	WEIGHT Kg
500 - RIGHT 	CSF605D	495 x 520 x <b>620</b>	383 x 349 x 493	12	73
	CSF705D	495 x 520 x <b>720</b>	383 x 349 x 593	12	78
500 - LEFT 	CSF605S	495 x 520 x <b>620</b>	383 x 349 x 493	12	73
	CSF705S	495 x 520 x <b>720</b>	383 x 349 x 593	12	78
500 - DRAWER 	CSF605C	495 x 520 x <b>620</b>	383 x 349 x 493	12	73
	CSF705C	495 x 520 x <b>720</b>	383 x 349 x 593	12	78
600 - RIGHT 	CSF606D	595 x 520 x <b>620</b>	483 x 349 x 493	15	82
	CSF706D	595 x 520 x <b>720</b>	483 x 349 x 593	15	87
600 - LEFT 	CSF606S	595 x 520 x <b>620</b>	483 x 349 x 493	15	82
	CSF706S	595 x 520 x <b>720</b>	483 x 349 x 593	15	87
600 - DRAWER 	CSF606C	595 x 520 x <b>620</b>	483 x 349 x 493	15	82
	CSF706C	595 x 520 x <b>720</b>	483 x 349 x 593	15	87
890 - 2 DOORS 	CSF 609	890 x 520 x <b>620</b>	778 x 349 x 493	25	105
	CSF 709	890 x 520 x <b>720</b>	778 x 349 x 593	25	110
890 - DRAWER 	CSF 609C	890 x 520 x <b>620</b>	778 x 349 x 493	25	105
	CSF 709C	890 x 520 x <b>720</b>	778 x 349 x 593	25	110
1000 - 2 DOORS 	CSF610	990 x 520 x <b>620</b>	878 x 349 x 493	27	118
	CSF710	990 x 520 x <b>720</b>	878 x 349 x 593	27	125
1000 - DRAWER 	CSF610C	990 x 520 x <b>620</b>	878 x 349 x 493	27	118
	CSF710C	990 x 520 x <b>720</b>	878 x 349 x 593	27	125
1100 - 2 DOORS 	CSF611	1090 x 520 x <b>620</b>	978 x 349 x 493	30	134
	CSF711	1090 x 520 x <b>720</b>	978 x 349 x 593	30	139
1100 - DRAWER 	CSF611C	1090 x 520 x <b>620</b>	978 x 349 x 493	30	134
	CSF711C	1090 x 520 x <b>720</b>	978 x 349 x 593	30	139

→ **BASE PLATES**

CODE	DIMENSIONS (WxDxH) mm
CSFZ40	400 x 500 x 80
CSFZ50	500 x 500 x 80
CSFZ60	600 x 500 x 80
CSFZ80	800 x 500 x 80
CSFZ90	900 x 500 x 80
CSFZ100	1000 x 500 x 80
CSFZ110	1100 x 500 x 80
CSFZ120	1200 x 500 x 80
CSFZ140	1400 x 500 x 80
CSFZ150	1500 x 500 x 80
CSFZ160	1600 x 500 x 80
CSFZ170	1700 x 500 x 80
CSFZ180	1800 x 500 x 80



Retention tray with painted steel grid.

\*Approximate capacity in bottles holding 1 litre.

Standard colour Grey RAL7035, add «Y» to the code for a yellow cabinet RAL1021. For stainless steel shelves, replace «V» with «X» in the item code.

Base plate not compulsory, to be added if necessary.